


ASSEMBLY INSTRUCTIONS

K125083 - CUTTER BUMPER ATTACHMENT

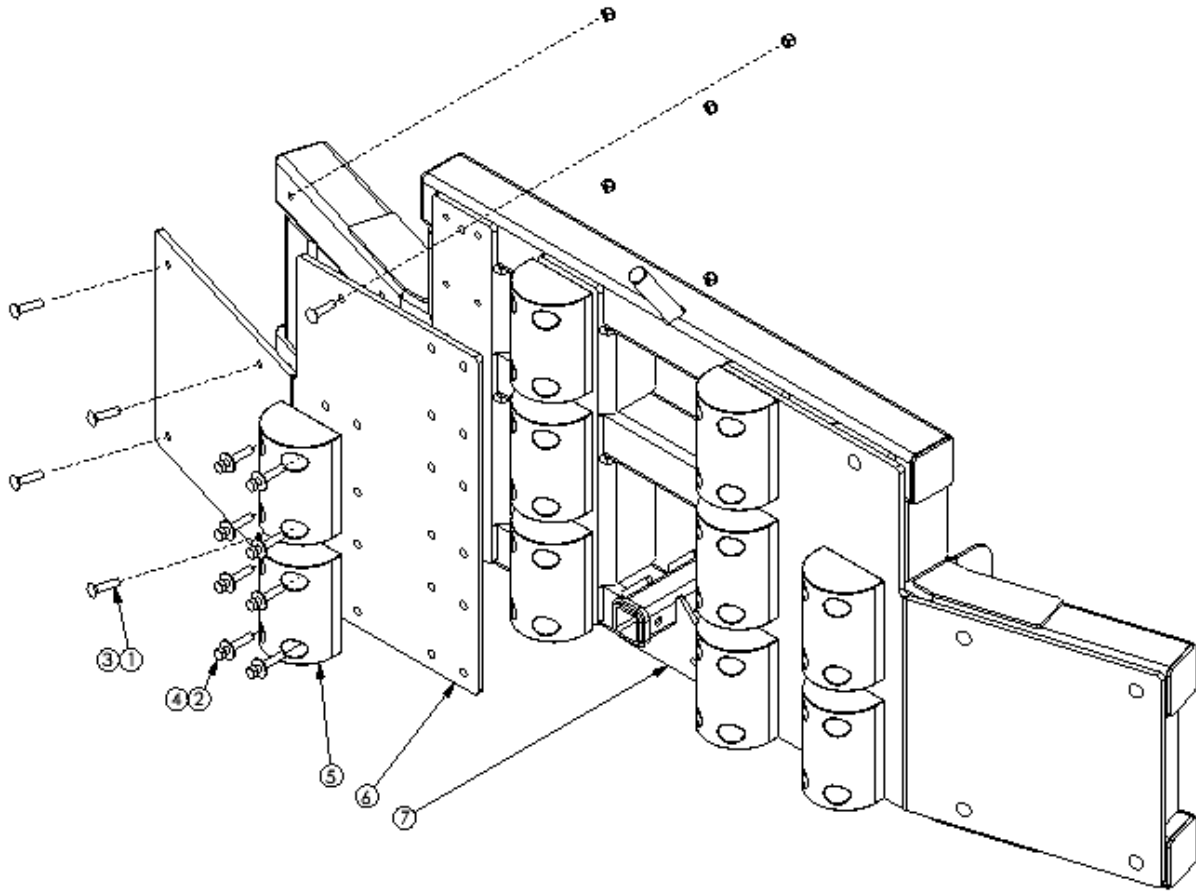


KOOIMA AG

1-800-522-8874


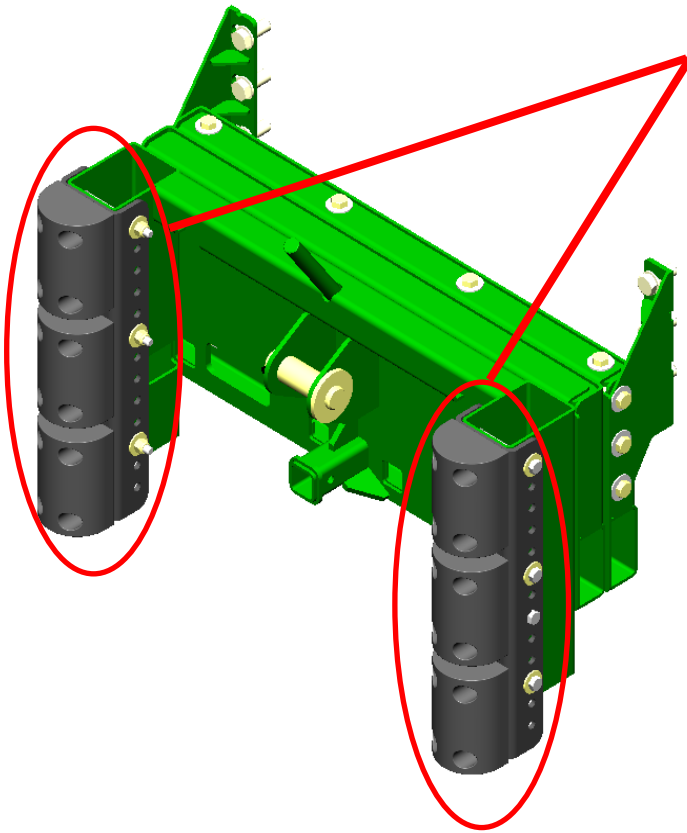
Thank you for your purchase of this Kooima Ag product.

Your Cutter Bumper Attachment will need to be attached to K125061 or K125072 (2020 model or newer) per these instructions.

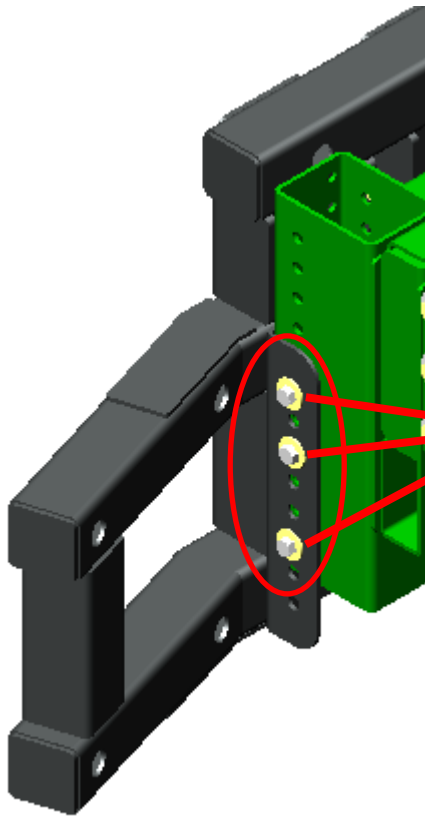


ITEM NO.	PART NUMBER	DESCRIPTION	QTY.
1	5032C8	2 X 1/2-13 UNC CARRAIGE BOLT	10
2	5044CH80	1/2-13x2.75 HEX BOLT	40
3	50NS	NUT NYLON STOP GR2 ZINC 1/2-13	10
4	50WUSS	WASHER FLAT USS 1/2	40
5	FH005215	RUBBER BUMPER, CUTTER BUMPER	10
6	FH005258	MATTING, CUTTER BUMPER	2
7	FH5001149	BUMPER ATTACHMENT	1

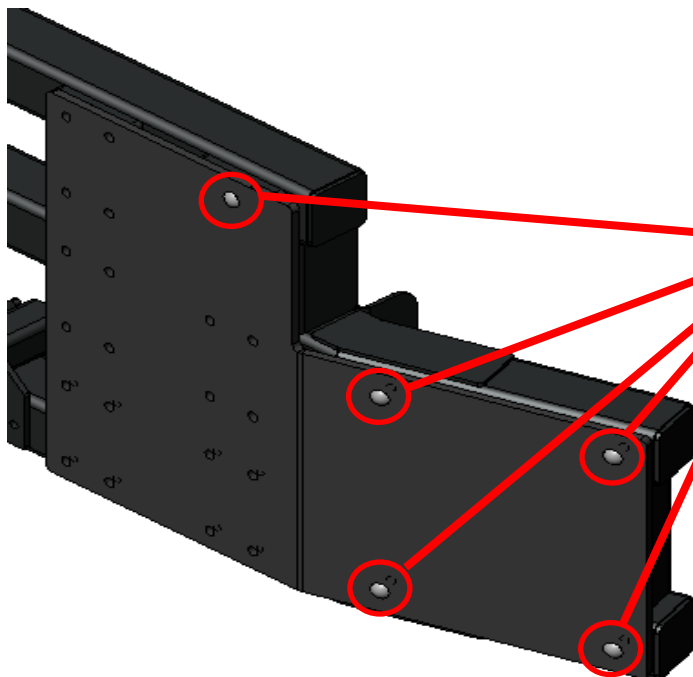
- REMOVE RUBBER BUMPERS (FH005215), RUBBER MOUNTS (FH005228) AND NECESSARY HARDWARE FROM K125061/K125072. SET ASIDE TO REUSE.




- FASTEN BUMPER ATTACHMENT (FH5001149) TO CUTTER BUMPER (K125061/K125072)



- 5/8 -11 X 7-1/2" HEX BOLT (62120CH80)
- 5/8 FLAT WASHER (62WUSS)
- 5/8 NYLON LOCKNUT (62NS)



- FASTEN MATTING (FH005258) TO BUMPER ATTACHMENT (FH5001149) WITH 1/2-13 X 2" CARRIAGE BOLTS (5032C8) AND 1/2 NYLON LOCKNUTS (50NS). REPEAT FOR BOTH SIDES.



- ATTACH ALL RUBBER BUMPERS (FH005215) TO BUMPER ATTACHMENT (FH5001149) USE 1/2-13 X 2-3/4" HEX BOLTS (5044CH80), 1/2 FLAT WASHERS (50WUSS) AND HARDWARE REMOVED FROM K125061/K125072 AS LISTED EARLIER IN THESE INSTRUCTIONS.

